

## Hard- and Software

October 2010

### Data carriers:

CD – ROM

DVD-ROM

MAC-floppy discs 1,44 MB HD 3,5"

PC-floppy discs 720 K, 1,44 MB HD 3,5"

### Data formats:

#### Image files

HPGL, PS, EPS, PDF, TIFF-CMYK, DCS.

For further image file formats see Adobe Photoshop.

Please send image files as CMYK.

#### Artwork files

ArtPro

Adobe Freehand

Adobe Illustrator

Adobe Photoshop

Quark XPress

Corel Draw PC / MAC

Adobe Pagemaker

Adobe InDesign

### Data teletransmission:

ISDN (64000 bps/128000 bps), Tel.: +49/(0)7321-340-4970

Apple Remote Access (ARA) (14400 bps)

Hermstedt StingRay (4 Sight, LEONARDO PRO, Eurofile, ISDN Manager)

Hardware: Hermstedt StingRay Mark II 4B Platinum

E-Mail PrePress: [pdlmac@edelmann.de](mailto:pdlmac@edelmann.de)

### Color Management (see separate Information "Color Management"):

Epson 4800

GMG Color Proof

GMG InkOptimizer

GMG Color Server

### Exposure and printing devices:

Digitalproof: Epson 4800 / GMG Color Proof  
Printers: EPSON Stylus 3000  
EPSON Stylus Pro 4000  
EPSON Stylus Pro 4400  
Minolta C 550  
Plate exposure: Heidelberger Suprasetter 105 MCL

### General references for securely taking over artwork files:

Generally all texts should be outlined = converted into paths. Herewith the texts can be taken over securely. No fonts must be sent along.

Within the layout programme, the original fonts must be used. In no case the font must be modified, e. g. by the means of button functions such as "**fat**" or "*italics*".

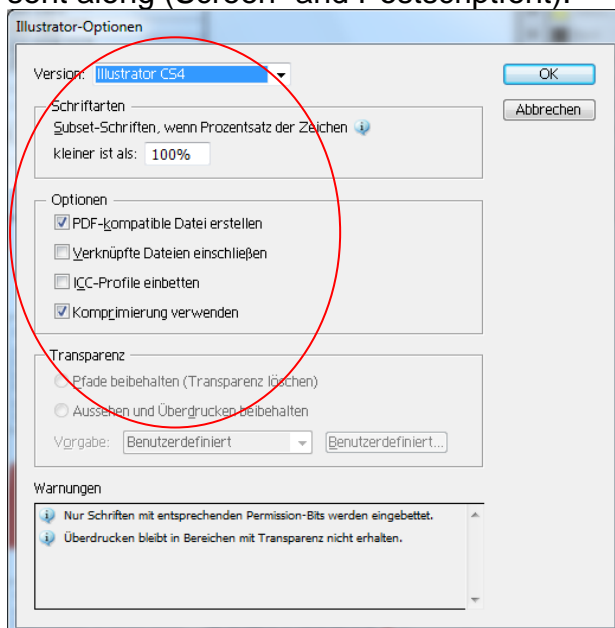
Please send us a proof (printout) correct for dimensions or a PDF-file for examination.

Colour valid proofs must be created in accordance with the requirements of "Process Standard Offset" (see information color management)

### Take-over of artwork files – files starting with Adobe Creative Suite or higher (CS – CS5):

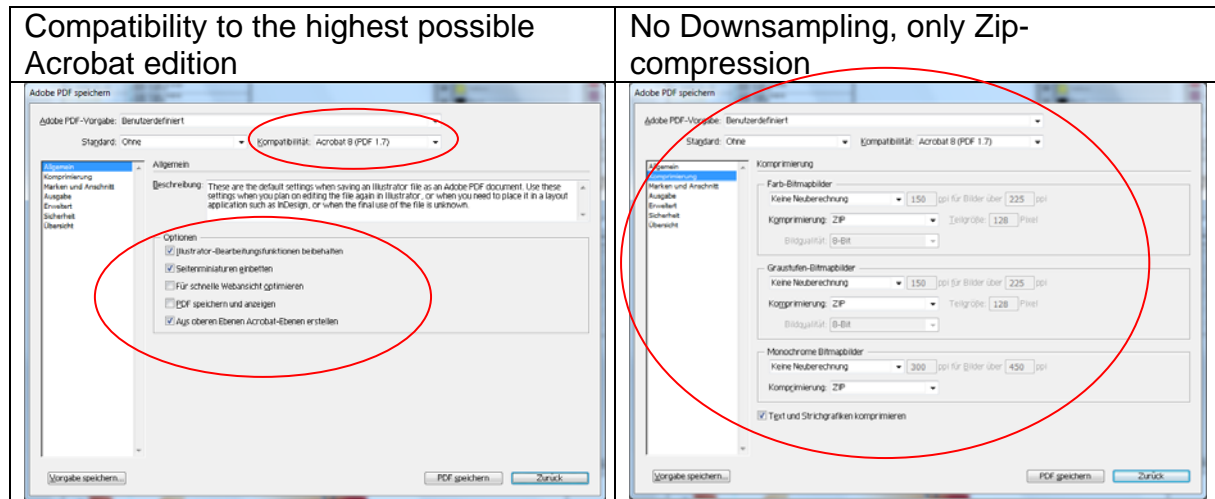
Illustrator files should be saved and delivered as PDF-compatible .ai-file (Texts converted into paths). So transparencies and Blend modes remain.

If the texts are not converted into paths, then the fonts that have been used must be sent along (Screen- and Postscriptfont).



Carl Edelmann GmbH, Steinheimer Strasse 45, D-89518 Heidenheim/Brenz, Germany  
Tel.: +49/(0)7321-340-320/481/372, Fax: +49/(0)7321-340-268, ISDN: +49/(0)7321-340-4970  
Email: [G.Peter@edelmann.de](mailto:G.Peter@edelmann.de), [O.Braun@edelmann.de](mailto:O.Braun@edelmann.de), [D.Moessner@edelmann.de](mailto:D.Moessner@edelmann.de)  
Web: <http://www.edelmann.de>

Layout files can also be supplied in the file format PDF (before convert texts into paths). The PDF-file must be saved with the following settings:



So transparencies and Blend modes remain. For the creation of PDF-files please see also documentation. „Creation of PDF / PDF X3 / Certified PDF file“

If layout files are delivered as EPS-files, the transparencies and Blend modes are calculated down = flat via the file format EPS. If the texts are not converted into paths, then the fonts that have been used must be sent along (Screen- and Postscriptfont).

### Take-over of artwork files – files up to Illustrator/Freehand 10 or lower:

Here all additional modules (logos, images) have to be sent along. If the texts are not converted into paths, then the fonts that have been used must be sent along (Screen- and Postscriptfont).

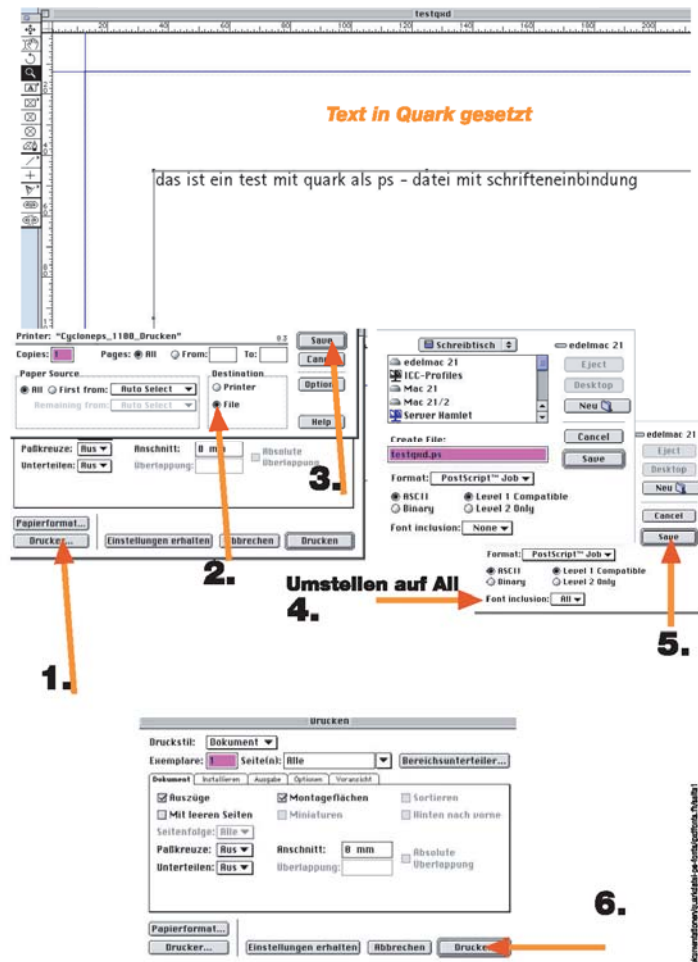
The usage of special colours must already be regarded when setting up the artwork file, i. e. grey scale images and screenings/shadings should be relayed in the channel cyan or should be created in Photoshop as duplex image.

If changes are required in your original files, then we will present them to you for your approval.

## Taking over Quark XPress-files:

Create a PS-file out of Quark via print in file and save as PS-file. Then the fonts are embedded.

## Create Quark-PS-file (fonts embedded)



## Creation of a PDF / PDFX3 / Certified PDF file:

Upon request we can send you a complete documentation incl. CD-ROM. On this CD you can inform yourself about the right procedure to create a correct PDF / PDFX3 / Certified PDF file according to the ISO 15930 standard and you can directly transmit the latest settings onto your computer. Please also indicate additionally, if you need the documentation for MAC or PC.

## Additional Information:

Upon your request we can send you additional information material to the topics below:

- \* Color Management
- \* Creation of a PDF / PDFX3 / Certified PDF file
- \* Requirements for proofs (PDF and printouts)

Carl Edelmann GmbH, Steinheimer Strasse 45, D-89518 Heidenheim/Brenz, Germany  
 Tel.: +49/(0)7321-340-320/481/372, Fax: +49/(0)7321-340-268, ISDN: +49/(0)7321-340-4970  
 Email: [G.Peter@edelmann.de](mailto:G.Peter@edelmann.de), [O.Braun@edelmann.de](mailto:O.Braun@edelmann.de), [D.Moessner@edelmann.de](mailto:D.Moessner@edelmann.de)  
 Web: <http://www.edelmann.de>